



LITHIUM BATTERY

ER14505

AA size bobbin cell (energy type)

Technical Datasheet

The ABLE Advantage

Better technology. Our batteries enable us to design leading-edge solutions for the world's most demanding applications.



SPECIFICATIONS

Part No	ER14505
Alternative models	LSX14500/LST14500/LS14500C/TL5903/SB-AA11
Voltage Range	2.0 to 3.7 V
Nominal Voltage	3.6 V
Nominal Capacity	2400 mAh @ 1mA to 2.0 V @ 20° C
Max. Discharge	100 mA continuous
Pulse Capability	Up to 200 mA Varies according to pulse characteristics, temperature, cell history and the application. Consult ABLE.
Typical Weight	19 grams
Operating Temp	-55° C to 85° C
Storage Temp	30° C MAX(recommended)
Exterior/Housing	stainless steel /nickel plated steel
Terminals/Connector	radial tabs/ radial pins/axial leads/flying leads
Safety	Material Safety Datasheet – MSDS
Transportation	Excepted from Regulations – see note 1

FEATURES

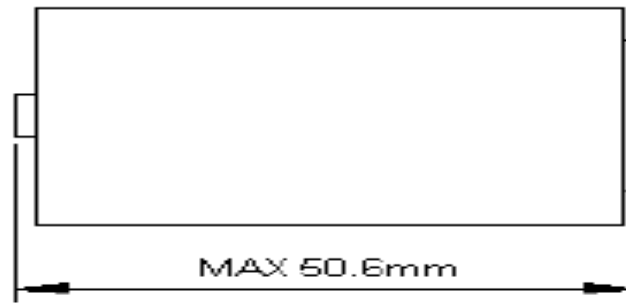
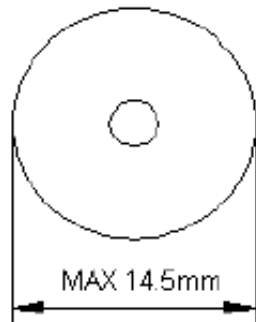
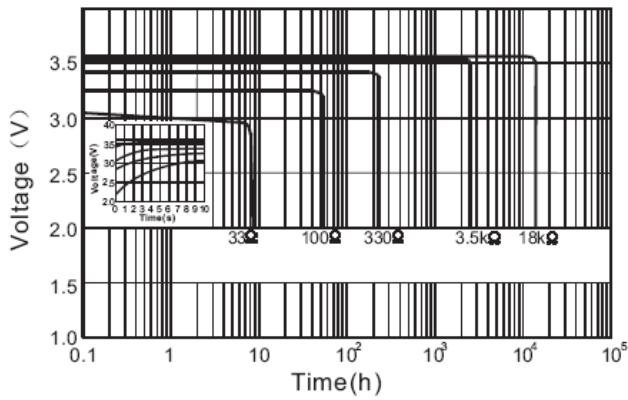
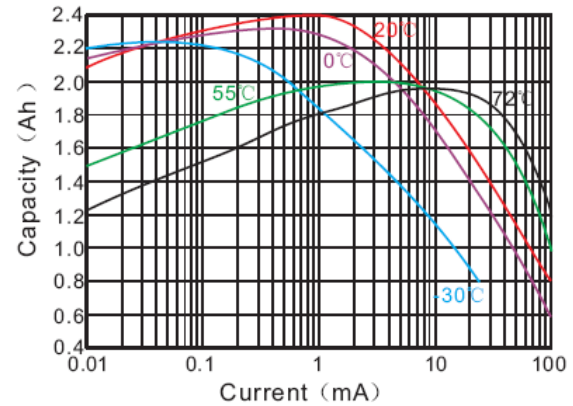
- High and stable operating voltage
- Superior drain capability
- Low self-discharge rate
(less than 2% after 1 year of storage at 20°C)
- Hermetic glass-to-metal sealing
- Non-flammable electrolyte

APPLICATIONS

- Radio communication and other military applications
- Alarms and security systems
- Transmitters
- GPS
- LED lighting applications
- Others

Note 1

For a complete description of transportation regulations and definitions of the transportation classifications "Excepted" and "Class 9," refer to the Ultralife web site at www.ultralifecorporation.com.

DIMENSIONS**PERFORMANCE GRAPHS****Discharge performance (RT)****Capacity VS Current****Voltage VS Temperature**