


Surge Arresters

SS201N

ROHS

Description

Gas-filled surge arresters are classical components for protecting the installations of the telecommunications. Surge arresters are also essential for protecting the fax machines and modems used for data transmission and increasingly equipped with sophisticated electronics. They are thus fitted at the input of the power supply system together with varistors and at the connection points to telecommunication lines. They have become equally indispensable for protecting base stations in mobile telephone systems as well as extensive cable television (CATV) networks with their repeaters and distribution systems.



These protective components are also indispensable in other sectors:

- In AC power transmission systems, they are often used with current-limiting varistors
- In consumer electronic terminals such as back-projection TV sets and computer monitors
- In air-conditioning equipment

The development of our surge arresters is based on international standards such as ITU-T, K.12, IEC 61643-311 (EN 61643-311), IEC 61643-11 (EN 61643-11), RUSPE-80/IEEE 465.1 and DIN VDE 0845, Part 2. They are also used to enable modules/equipment to meet various regulatory requirements including ITU K20/K21, IEC61000-4-5, Telcordia GR1361/GR974/1089.

Compared to surge suppression using other technologies, surge arresters possess fast response speed, low capacitance and high current handling capability.

Surge arrester:

- Cannot be damaged by voltage
- Eliminate hysteresis and heat dissipation typically found with clamping devices
- Eliminate voltage overshoot caused by fast-rising transients
- Are non-degenerative
- Will not fatigue
- Have low capacitance, making them ideal for high-speed transmission equipment

Electrical Characteristics

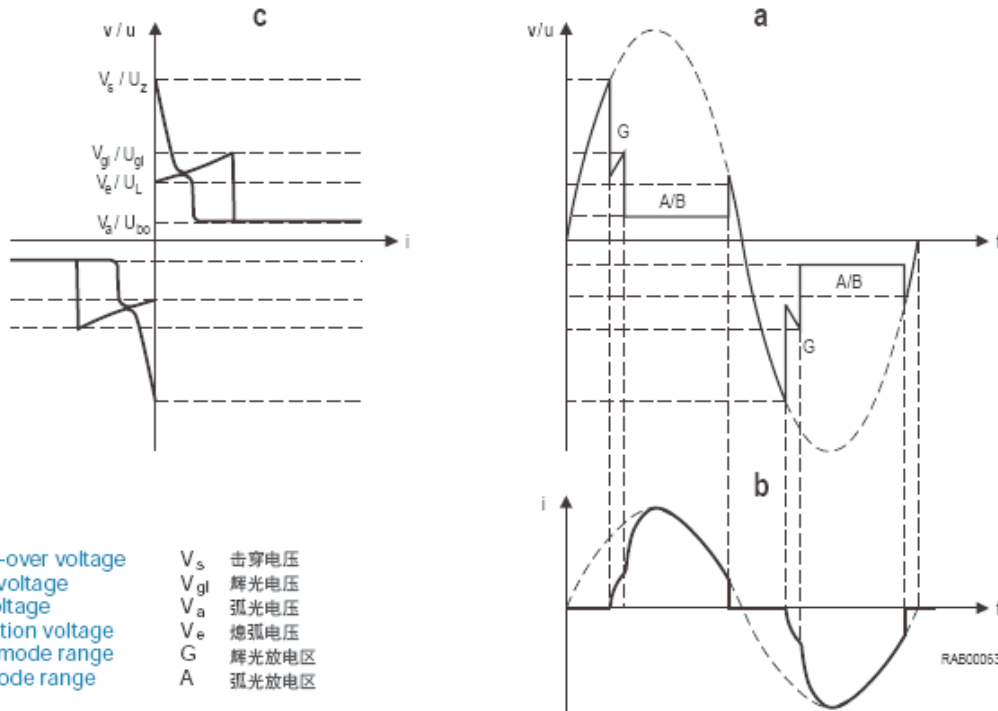
Part Number	DC Breakdown Voltage (100V/S) V	Tolerance of Vs %	Insulation Resistance		Impulse Discharge Current (8/20 μ S) kA	C (1MHZ) pF
			G Ω	DC		
SS201N	200	30	≥1	100V	0.5	≤0.5

* For surge ratings, see table below.

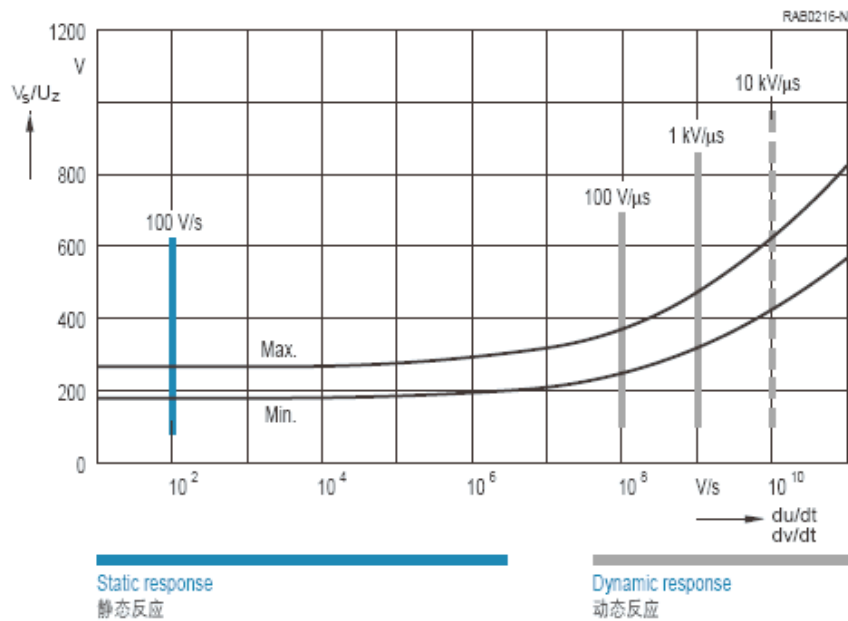
Notes:

All measurements are made at an ambient temperature of 25°C. I_{PP} applies to -40°C through +90°C temperature range.

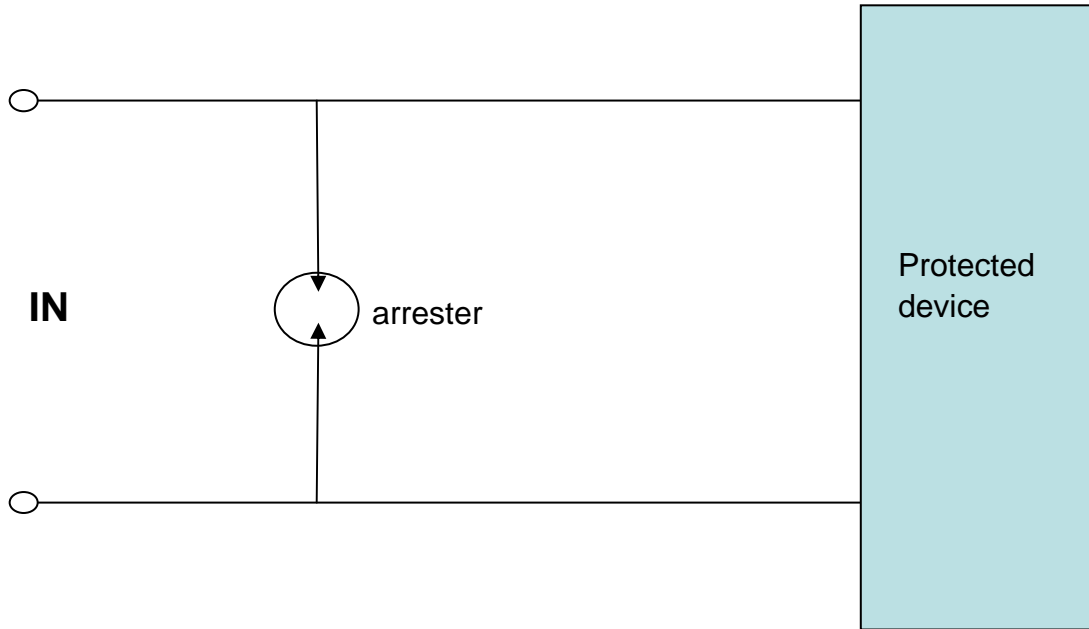
V-I Characteristics



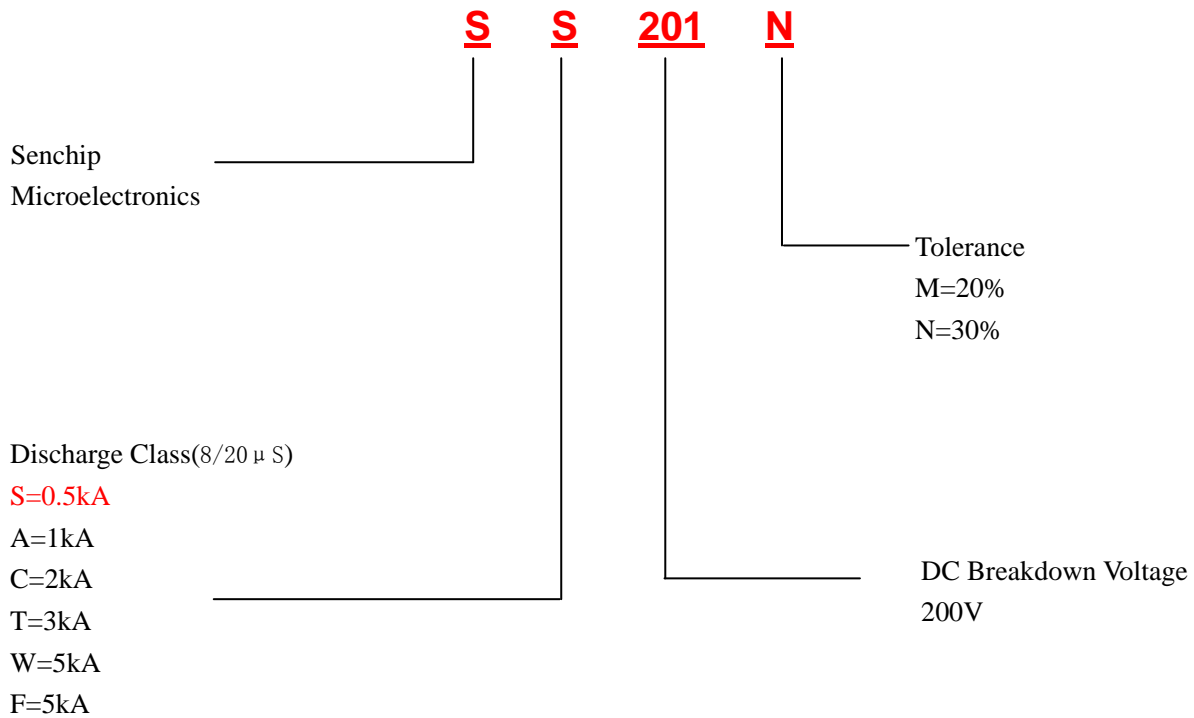
Typical Response Behavior



Typical Applies

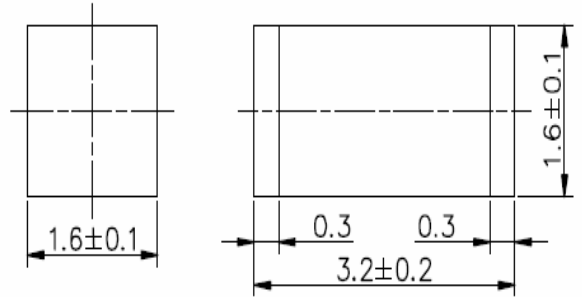
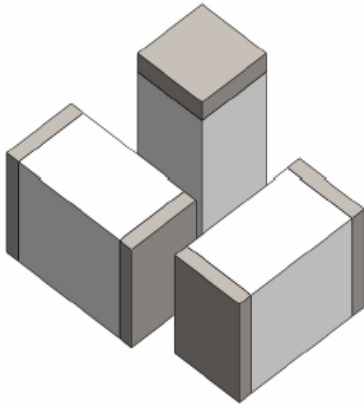


Description of Part Number



Dimensions

Dimension



Unit:mm

Package Type	Description	Packing Quantity	Industry Standard
L3.2×W1.6 ×H1.6	Bulk Pack	2500 PCS	N/A